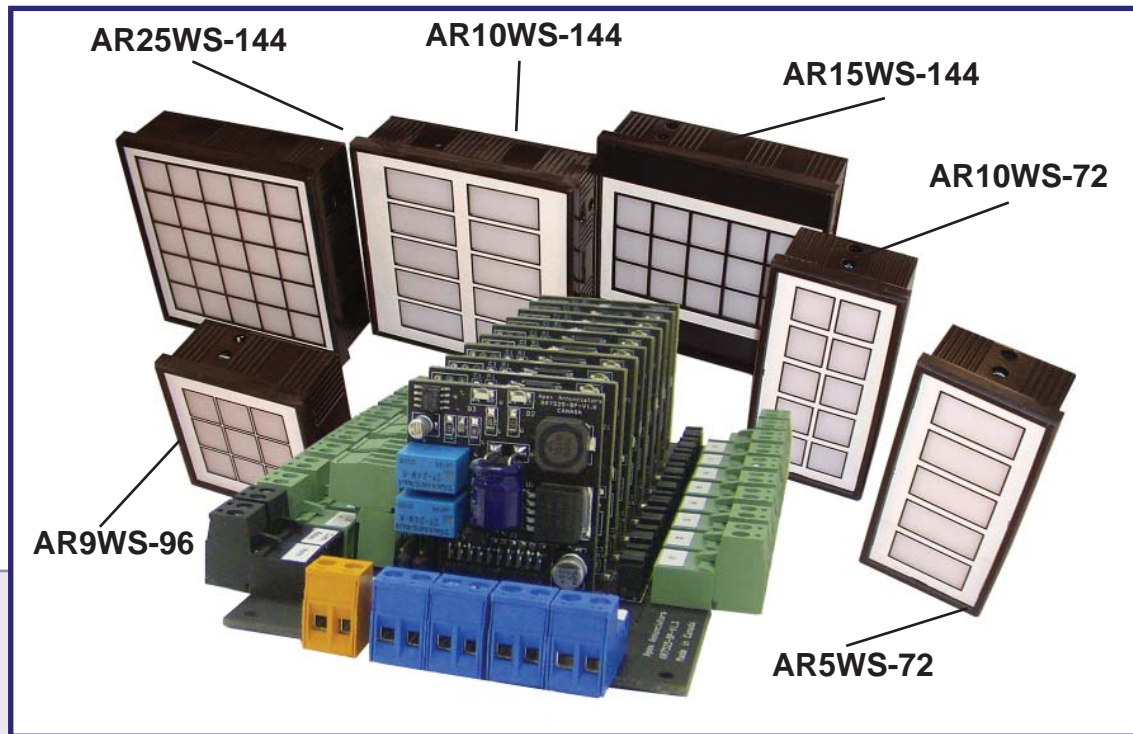


# ARWS Series Split Annunciator

## Ultimate Flexibility and Reliability



The ARWS Series is a range of full function, flexible and reliable split Annunciators designed to fulfill all the requirements of applications with limited Alarm points. All popular configuration options are configurable by switch settings with no software required and large range of options can be supplied in addition to the standard unit.

The “No Master Module” philosophy gives you exceptional flexibility, reliability and programmability.

Display legends for the backlit displays are created by the user on any standard printer.

The aluminum construction prepares the best available heat dissipation, as well as a luxury appearance.

- Split architecture
- 5,9,10,15 or 25 Windows Per Unit
- Full Function, Flexible and Reliable
- No Master Module
- Remote Logic Controller
- Common and Auxiliary Relays
- Field Programmable
- Alarm sequence to ISA-S18.1
- White lens with 4 colour options of LEDs (Yellow, Red, Green)
- Low Cost and Reliable

## Features

### No Master Module

Reliability is the first priority in safety critical applications like alarm annunciation. The ARWS Series annunciator uses a unique solution to provide unparalleled reliability. Unlike microprocessor controlled systems, the ARWS Series annunciator has no master module, hence no single source of system failure.

### Inputs

Inputs are generally normally open or normally close voltage free contacts or voltage input through an Opto-coupler, configurable by jumper settings for each alarm point. Option of voltage input from field, PLC or personal computer can be supplied with contact voltages of 24, 48, 110, 220 (AC or DC voltages).

### Outputs

System Supports the following outputs:

- Display Output
- Audio Output
- Auxiliary Output
- Common Alarm Output
- First-Up Output

### Auxiliary Relay

Each alarm point can be supplied with an individual repeat relay. The repeat relays can be set to follow the input or output. NO and NC contacts are available for each repeat relay.

### Number of Windows, Model# and Dimensions

Model #	No. Of Windows	Cabinet Size (mm)
L5W-72	5	72x144mm
L9W-96	9	96x96mm
L10W-72	10	72x144mm
L10W-144	10	144x144mm
L15W-144	15	96x144mm
L25W-144	25	144x144mm

### Shallow Depth

The display part of unit is only 68mm deep, a fraction of regular annunciators.

### Power Supply

A nominal 24VDC power supply is required to run the annunciator system. This can be an unregulated supply (19 to 30VDC) and there is no need for transient suppression.

### Push Buttons

System supports all push buttons necessary for different operating sequences. The available pushbuttons are "Acknowledge", "Reset", "Test" and "Mute".

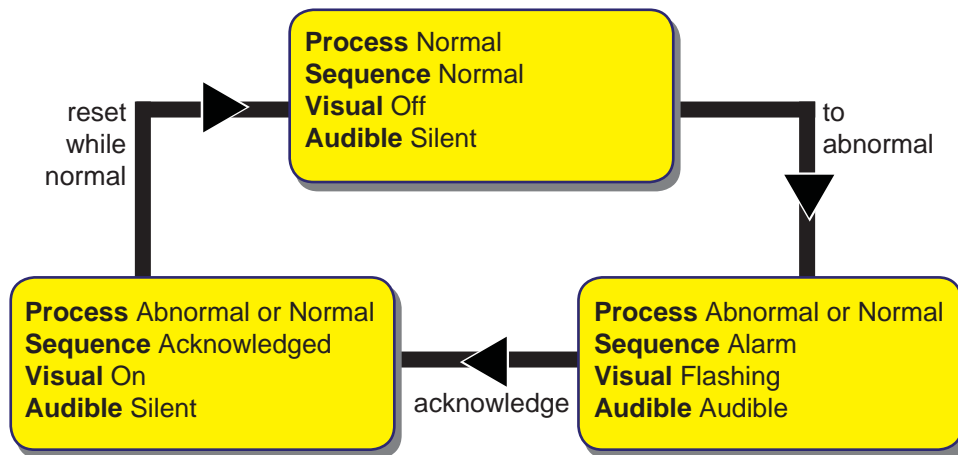
### Services

No special tools are required for changing the operating sequence and configuration.

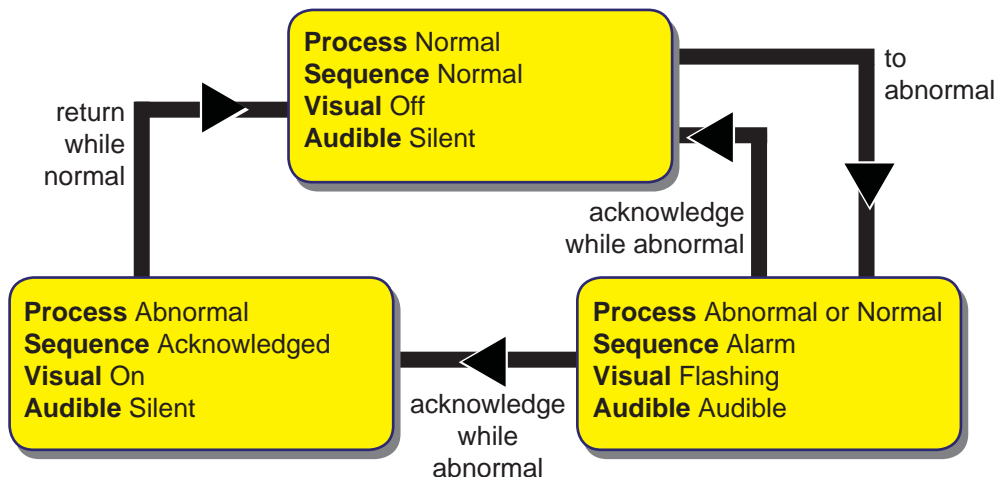
## Alarm Sequences

Each alarm channel can be configured to suit the operating sequence required as listed in the ISA publication *Annunciator Sequences and Specification S18.1, 1979*. Systems can be configured with different features on different alarm ways. Available Sequences on standard ARWS (Field Selectable) are “Manual Reset”(M), “Auto Reset ”(A), “Manual Reset First Out (F2M-1)” and “Auto Reset First Out (F1A). Other sequences need special order.

### Manual Reset / Sequence code M

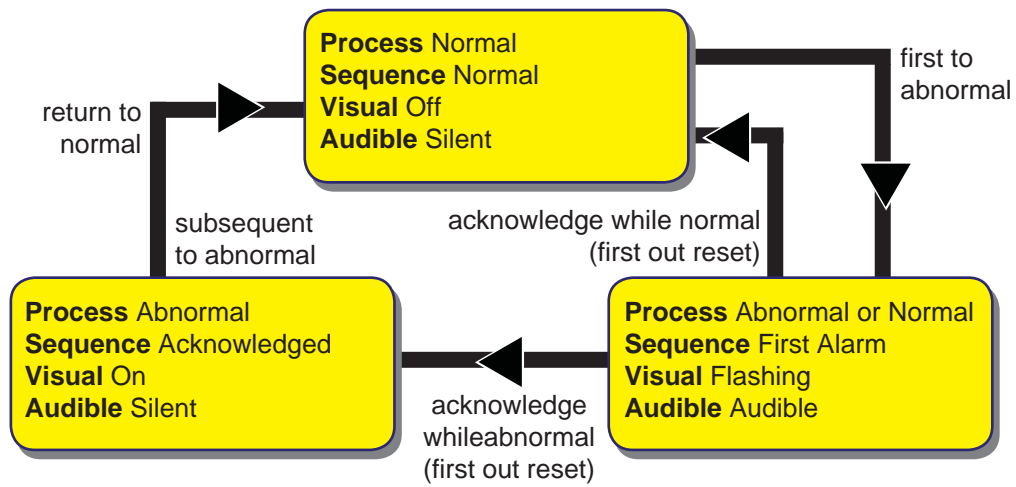


### Auto Reset / Sequence code A



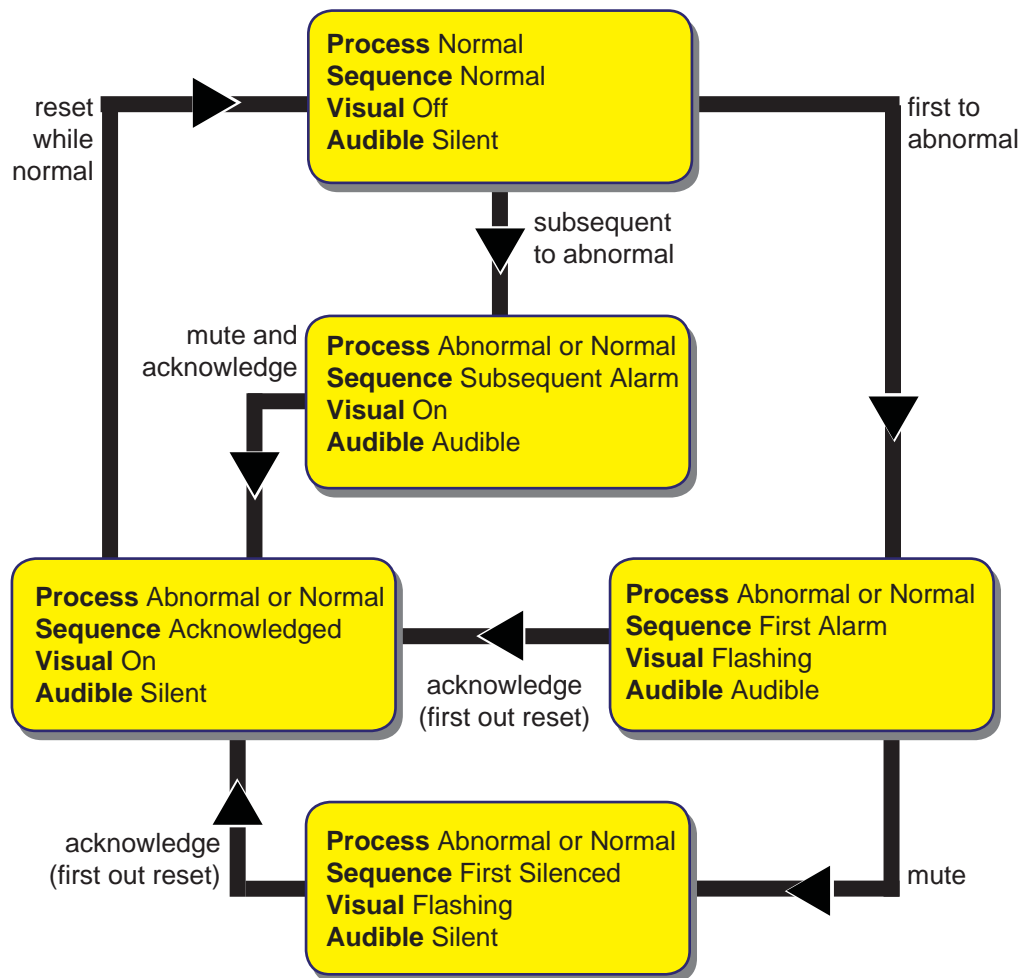
**Automatic Reset First Out / Sequence F1A**

With No Subsequent Alarm State



**Manual Reset First Out / Sequence F2M-1**

With No Subsequent Alarm  
Flashing and Silence Pushbutton



## Specification

- Alarm Channels (Windows): 5, 9, 10, 15, 25
- Multi-point Design
- One Logic Controller for each Alarm Point
- Supports 4 Sequences of ISA-S18.1
- Each individual Channel configurable
- Push Buttons: Acknowledge, Reset, Test, Mute
- Alarm Channels (Windows): 5, 9, 10, 15, 25
- Display Size: 144x144mm
- Window Size: 22x22mm or 22x45mm
- Display Installed Depth: 68mm
- Display Mounting: Flush Mount
- Controller Mounting: Rail Mount
- Illumination: Long Life LEDs

- LED's Colour: Yellow, Red, Green
- Isolation: Opto Isolated Inputs, Relay Outputs
- Inputs: Dry Contact, NO/NC Voltage inputs
- Input Voltage: 24V, 48V, 110V, 220V (DC or AC)
- Power Supply: 24V
- Power Consumption: 30mA Per Channel
- Internal Auxiliary Relay (Input or Output)
- Internal Common Alarm Relay
- Alarm Text: Translucent film
- Synchronization for Multi-unit Applications
- Compact Size
- High Reliability
- Low Cost

### Options and Order Number

