


AR7525 Series Split Alarm Annunciator

Ultimate Flexibility and Reliability



AR7525 Series alarm Annunciator, provides an ideal solution to all your alarm system requirements.

Split Architecture allows remote installation of electronic modules and window display.

The modular construction allows system of almost any size .

Exceptional flexibility, reliability and programmability.

A large range of options can be supplied in addition to the standard unit, to fulfill all annunciator requirements.

- Full Function, Flexible and Reliable
- Separate Display and Electronics
- No Master Module
- Modular Multipoint Design
- Common and Auxiliary Relays
- Field Programmable
- Alarm sequence to ISA-S18.1
- Long Life LEDs
- All Sizes Configurable
- Low Cost for all system sizes

Features

Modular Split Construction

The modular split construction of AR7525 Series allows almost any size to be constructed. Split Architecture allows remote installation of electronic modules and window display.

No Master Module

Reliability is the first priority in safety critical applications like alarm annunciation. The AR7525 Series annunciator uses a unique solution to provide unparalleled reliability. Unlike microprocessor controlled systems, the AR7525 Series has no master module and Each alarm point has it's own logic card.

Power Supply

A nominal 24VDC power supply is required to run the annunciator system. This can be an unregulated supply (19 to 30VDC) and there is no need for transient suppression.

Push Buttons

System supports all push buttons necessary for different operating sequences. The available push buttons are "Acknowledge", "Reset", "Test" and "Mute".

Shallow Depth

The display is only 78mm deep.

Services

No special tools are required to replace , replace cards or changing the operating sequence and configuration.

Illumination

Back-lit display by almost Unlimited Life time, 120°, high bright LEDs. Each H21 type (medium size window) has two LEDs per alarm point. This number for H11 (large window) is 4 and for H44 (small window) is 1 LED per alarm point.

Windows are bright enough to be clearly seen in the highest ambient light.

Available in different colors.

Inputs

Inputs are generally normally open or normally close voltage free contacts or voltage input through an Opto-coupler, configurable by jumper settings for each alarm point. Option of voltage input from field, PLC or personal computer can be supplied with contact voltages of 24, 48, 110, 220 (AC or DC voltages).

Outputs

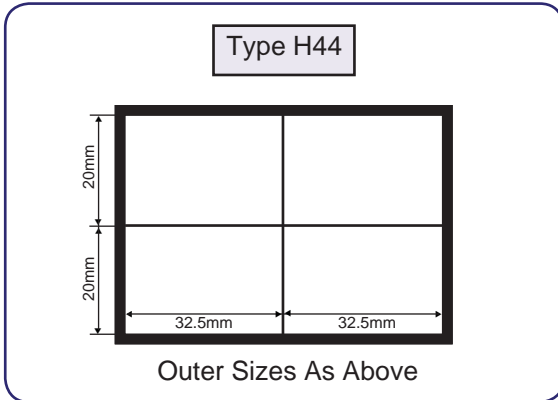
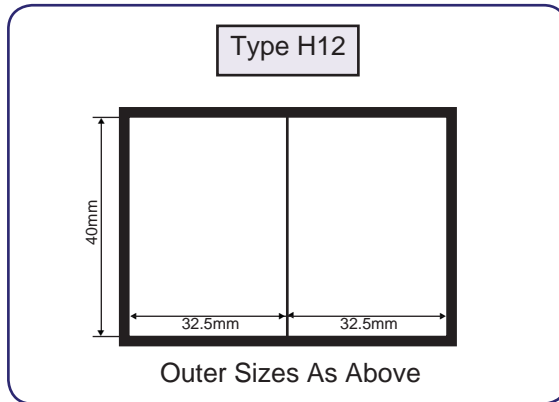
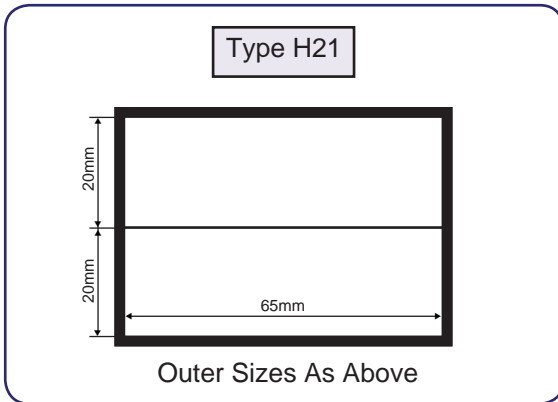
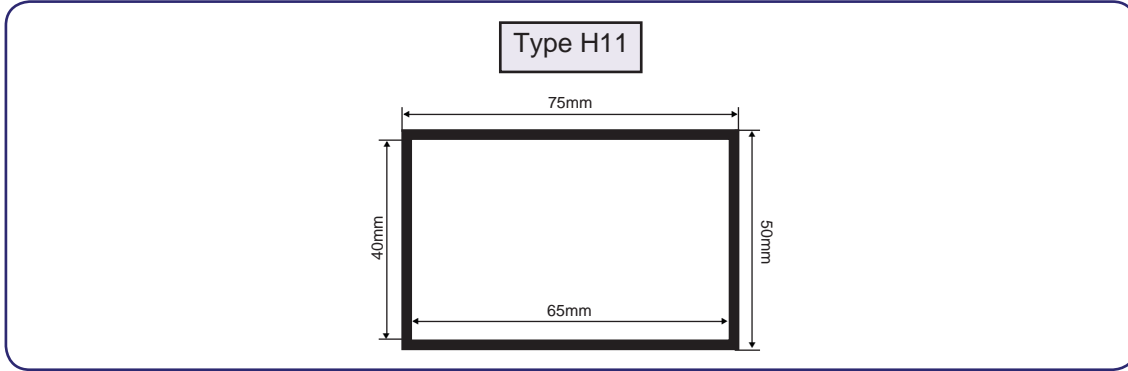
System Supports the following outputs:

- Display Output
- Audio Output
- Auxiliary Output
- Common Alarm Output
- First_Up Output

Auxiliary Relay

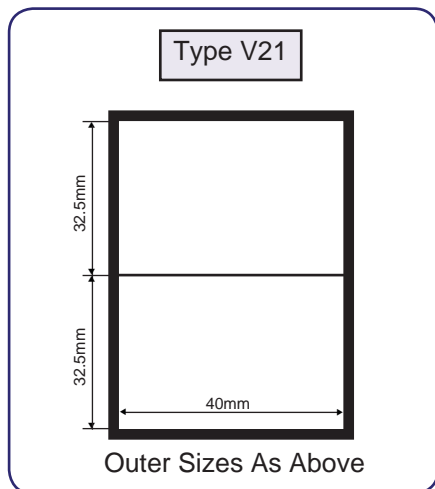
Each alarm point can be supplied with an individual repeat relay. The repeat relays can be set to follow the input or output. NO and NC contacts are available for each repeat relay.

Window/Cell Configuration:



Display Size Calculation
Length(mm)=Cx75+37± 0.5
Height(mm)= Rx50+37± 0.5
Cutout Size Calculation
Length(mm)= Cx75+33± 0.5
Height(mm)= Rx50+33± 0.5

C: Number of Columns
R: Number of Rows



Integral Pushbutton & Buzzer Module

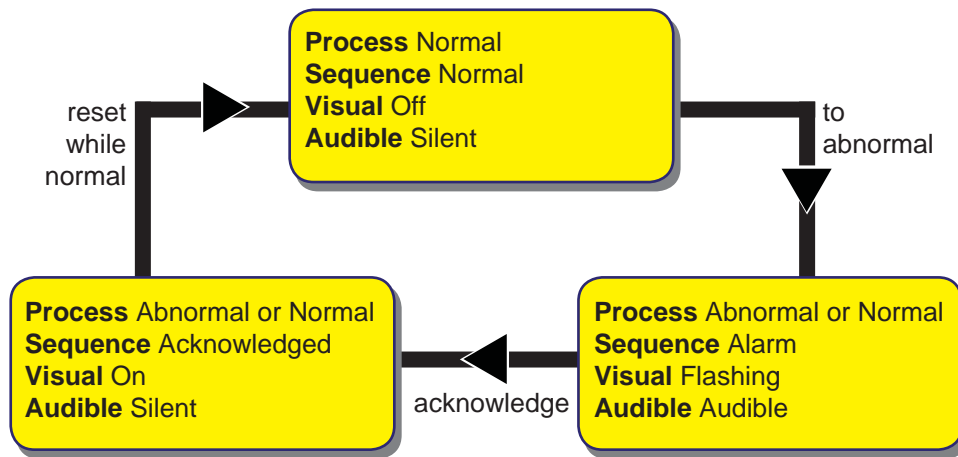
As an option, an integral "Pushbutton and Buzzer Module" can be fitted in the bottom right window



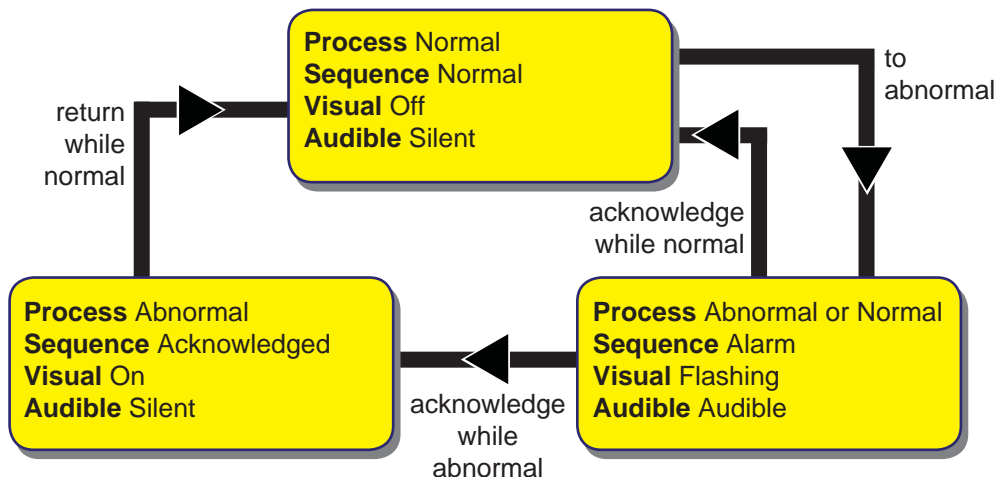
Alarm Sequences

Each alarm channel can be configured to suit the operating sequence required as listed in the ISA publication *Annunciator Sequences and Specification S18.1, 1979*. Systems can be configured with different features on different alarm ways. Available Sequences on standard AR7525 (Field Selectable) are “Manual Reset”(M), “Auto Reset ”(A), “Manual Reset First Out (F2M-1)” and “Auto Reset First Out (F1A). Other sequences need special order.

Manual Reset / Sequence code M

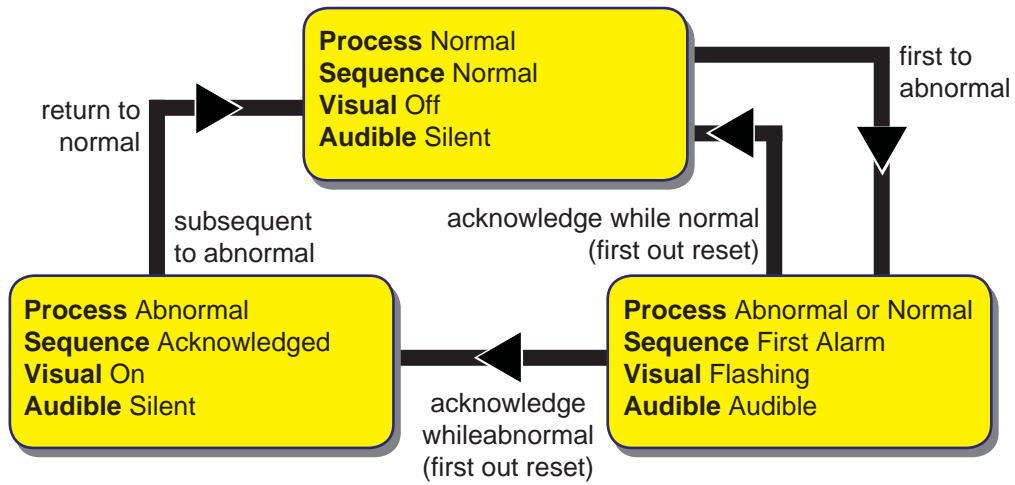


Auto Reset / Sequence code A



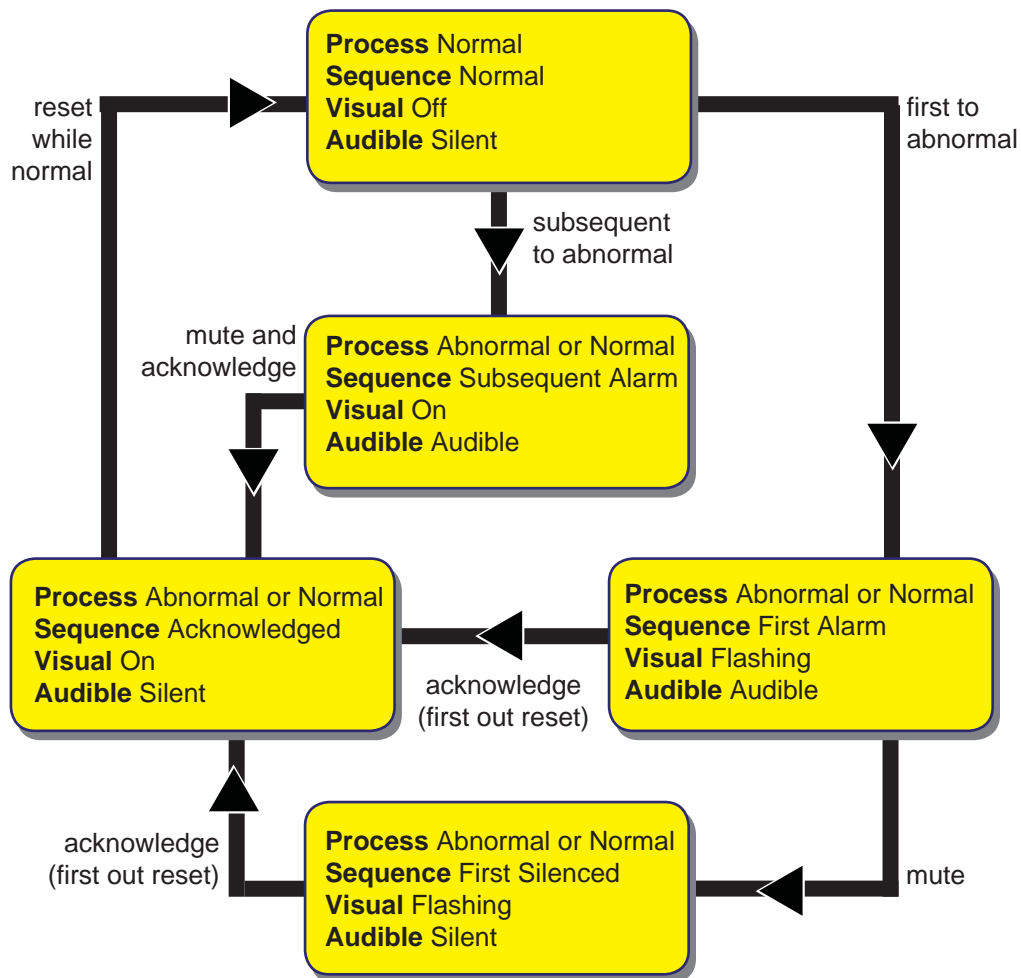
Automatic Reset First Out / Sequence F1A

With No Subsequent Alarm State



Manual Reset First Out / Sequence F2M-1

With No Subsequent Alarm
Flashing and Silence Pushbutton



System Specification

- Modular Multi-point Split Design
- Any number of windows
- Mounting: Panel Mounting (Flush)
- Construction Material: Aluminum
- Alarm Text: Engraving or Translucent Film
- Installed Display Depth: Only 78mm (3.07")
- For Display, Cutout and Window Size, see Configuration Page
- Remote Logic Controllers
- High Reliability and Maintenance Free
- Low Cost for all system sizes
- Illumination: Almost Unlimited Life Time, 120° high bright LEDs
- Input Voltage: 24VDC or AC
- Power Consumption: 50mA Per Point, 4mA (at 24VDC) in Quiescent mode

Options and Order Number

